


**REBLOC NBL100X\_5**

Technical Datasheet

ASI B

**Precast Concrete  
Vehicle Restraint System****Integrated Noise Barrier  
Free standing****Technical data**

Containment level	<b>L2 / H2</b>
Working width	<b>W4 (<math>W_N \leq 1.3</math> m)</b>
Impact severity level	<b>ASI B</b>
Vehicle intrusion	<b>VI2 (with total height of <math>\geq 2.5</math> m) VI4 (with total height of <math>&lt; 2.5</math> m)</b>
Sound absorption $DL_\alpha$	<b>class A3 or A4 acc. to EN 1793-1 depending on the sound absorber material</b>
Airborne sound insulation $DL_R$	<b>min. class B3 acc. to EN 1793-2 depending on the used panels</b>
Sound reflection $DL_{RI}$	<b>acc. to EN 1793-5 (in situ) depending on the used panels</b>
Airborne sound insulation $DL_{SI}$	<b>min. class D3 acc. to EN 1793-6 (in situ) depending on the used panels and sealings</b>
Installation	<b>free standing on compacted soil   asphalt   concrete</b>
Application	<b>single-sided   double-sided</b>
Minimum installation length	<b>65 m (13 base elements, 11 panels)</b>
Initial/end anchorage	<b>not necessary, optional available</b>
Base element NBL100X_5;02	
Dimensions L x W x H in cm   weight	<b>500 x 105 x 100 cm   approx. 8560 kg</b>
Concrete panel with absorber NBL100_5_160	
Dimensions L x W x H in cm   weight	<b>497 x 35 x 100 cm   approx. 2220 kg</b>
Acrylic panel with aluminium frame (T7)	
Dimensions L x W x H in cm   weight	<b>495 x 13 x 100 cm   approx. 116 kg</b>
Aluminium sound panel (A3-e/b)	
Dimensions L x W x H in cm   weight	<b>496 x 12 x 50 cm   approx. 44 kg / 68 kg</b>
Curve radius	<b><math>r \geq 175</math> m, smaller radii on request</b>
Coupling/exposed steel parts	<b>fully integrated, exposed parts hot-dip galvanized</b>
CE certification	<b>✓</b>
Miscellaneous	<b>Different materials, colors and creative designs are available as sound absorption material.</b>

all dimensions in cm


# REBLOC NBL100X\_5

Technical Datasheet

ASI B

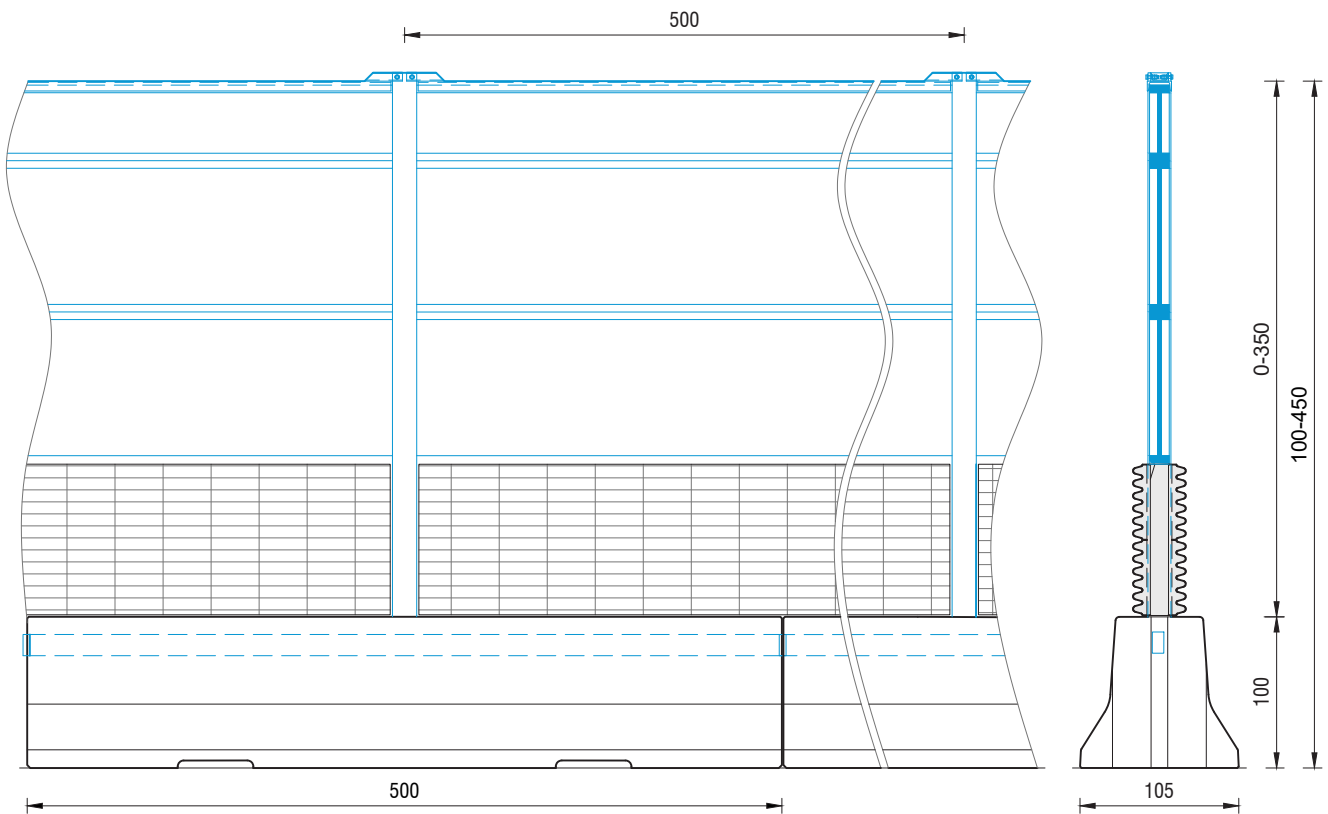
Precast Concrete  
Vehicle Restraint System

Integrated Noise Barrier  
Free standing



NBL100X\_5

## Technical drawing



Max. construction height according to local wind loads; structural verification and project support by REBLOC required.

all dimensions in cm